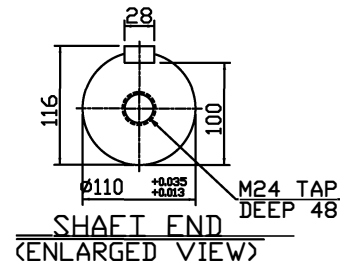
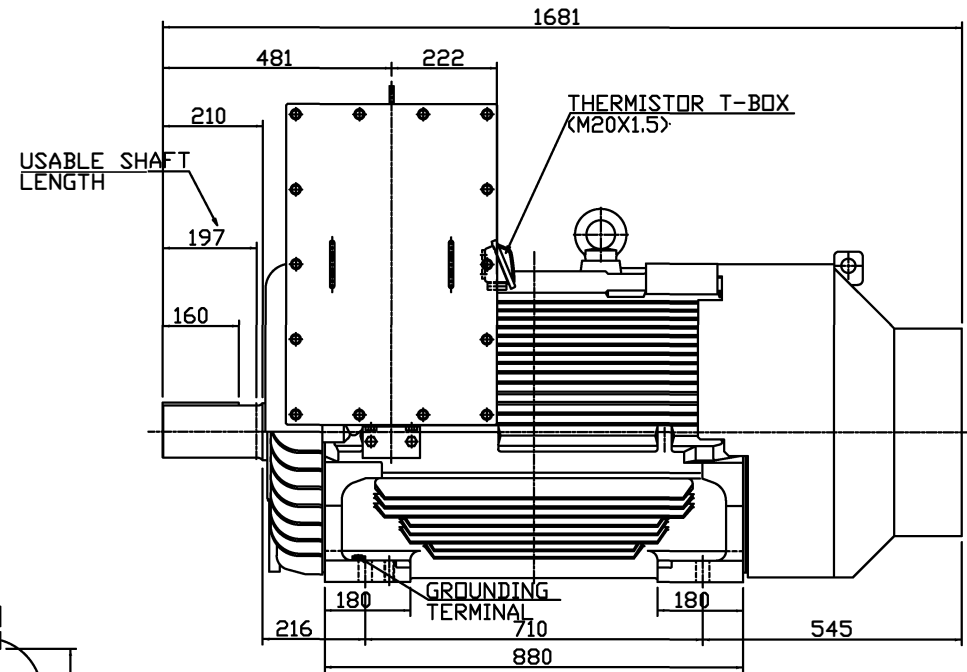
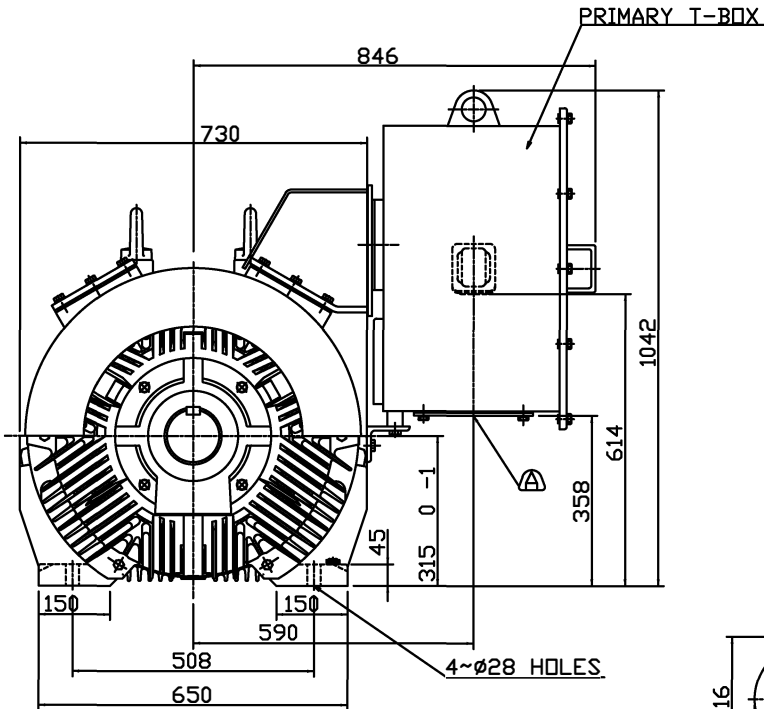


TYPE	OUTPUT		POLE	TIME RATING	VOLTAGE V	Hz	SYN.SPEED R.P.M
	HP.	kW.					
AFJE-MC	270	200	4	CONT.	415	50	1500

TOTALLY ENCLOSED FAN-COOLED TYPE. SQUIRREL-CAGE ROTOR



NOTE:

1. DIMENSIONS IN MM
2. FRAME NO. 315CC
3. H CLASS INSULATION
4. FOR BELT DRIVE
5. ENCLOSURE: IP66
6. BEARING SIZE: DRIVE-END NU324
OPP, DRIVE-END 6220
7. WITH THERMISTOR: PTC 150°C 3PCS(ALARM)
WITH THERMISTOR: PTC 160°C 3PCS(TRIP)
8. APPROX. WEIGHT: 1790 KGS

REMOVABLE COVER FOR MAIN LEAD ENTRY TO BE DRILLED BY CUSTOMER.

FOR MAXe3MINING

TECO

OUTLINE DIMENSIONS
3-PHASE INDUCTION MOTOR

DWN.	EJ	01.12.2015
CHKD.	DK	01.12.2015
APPD.	JF	01.12.2015

東元電機股份有限公司
TECO Elec. & Mach. Co., Ltd.

REV: 00